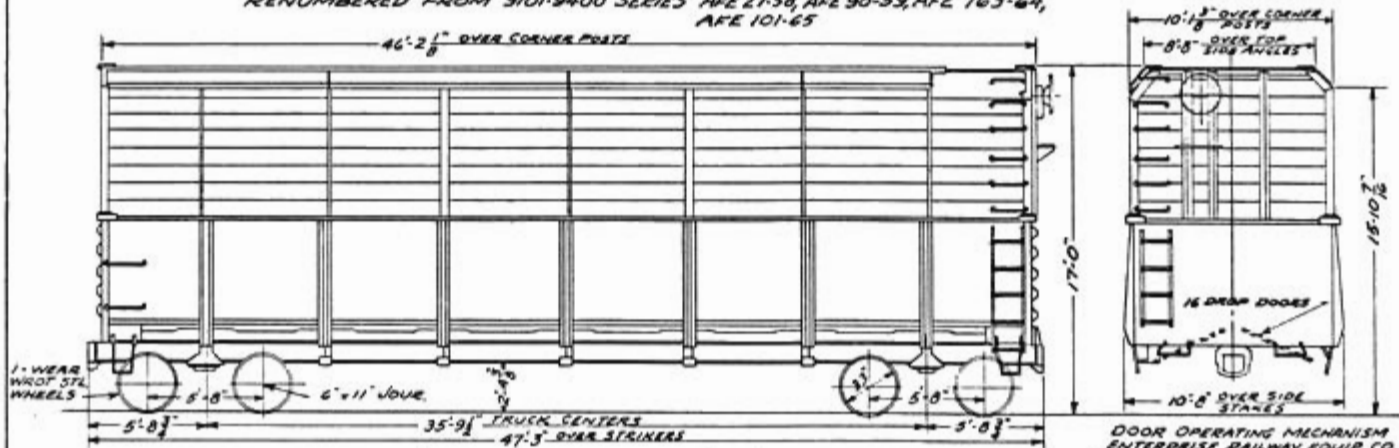


REV 3-22-66

GONDOLA CARS, CLASS G5  
EQUIPPED WITH HIGH SIDES FOR WOOD CHIP LOADING AND  
RENUMBERED FROM 3101-3400 SERIES AFE 27-58, AFE 90-99, AFE 163-64,  
AFE 101-65

CAR NOS. 5001-5070  
NO. OF CARS 70



ASF A-3 RIDE CONTROL TRUCKS  
EDGEWATER B-32-KA DRAFT GEARS  
AAR FRICTION BEARINGS

LENGTH INSIDE	45'-10"
WIDTH	9'-9 1/2"
HEIGHT	12'-8 1/2"

CAPACITY	140000 LBS
	5600 CU.FT.

DOOR OPERATING MECHANISM  
ENTERPRISE RAILWAY EQUIP. CO.

WEIGHT-BODY	46360
TRUCKS	16440
TOTAL	62800 LBS.

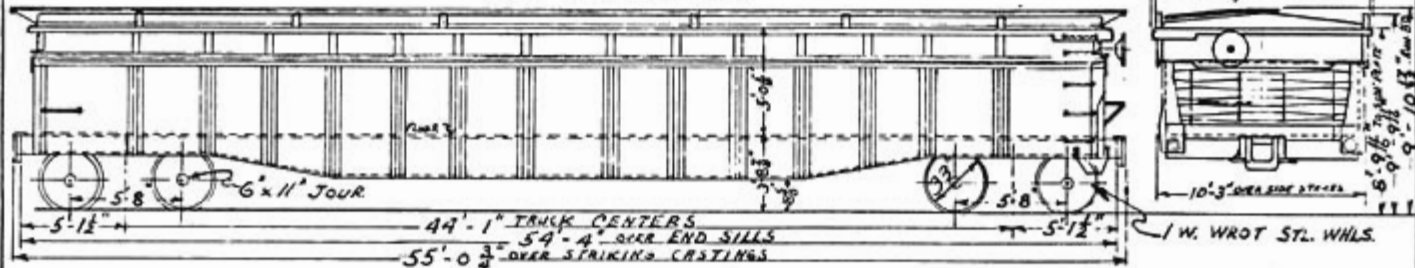
RWC 3-4-60

COVERED GONDOLA CAR, CLASS GBR  
 CONVERTED FROM 6501-6600 SERIES  
 GONDOLA CARS BY W.P.R.R. AFE 198-57.

CAR Nos. 6001 - 6002  
 ORIG. No. of CARS 2

REVISED:  
 3-25-60

S. R. E. REMOVABLE ROOF



TRUCKS, NATIONAL TYPE B-1  
 CARDWELL WESTHSE DRAFT GEAR NY-II-E  
 CAR FRICTION BEARINGS.

LENGTH INSIDE 51'-5 1/2"  
 WIDTH " 9'-6"  
 HEIGHT " 5'-0 1/2"

CAPACITY.....140000 LBS.  
 ".....2468 CU. FT.

WEIGHT- BODY 53960  
 TRUCKS 16440  
 TOTAL - 70400 LBS.

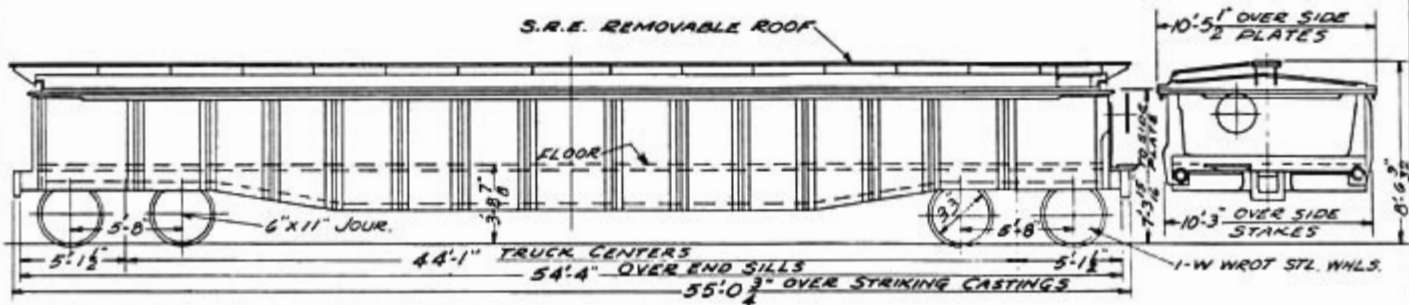
COVERED GONDOLA CARS, CLASS GBR  
 CONVERTED FROM 6501-6600 SERIES GONDOLA CARS  
 BY W.P.R.R. AFE 61-61

CAR NOS 6051-6060  
 NO. OF CARS 10

S.R.E. MOVABLE BULKHEADS

CARS 6051-6058, 3 WT. 70500

CARS 6059-6060, 2 WT. 72000



TRUCKS, NATIONAL TYPE B-1  
 CARDWELL WESTHSE DRAFT GEAR NY-11E  
 AAR FRICTION BEARINGS

LENGTH INSIDE 52'-6"  
 WIDTH " 8'-10"  
 HEIGHT " 3'-9 5/32"

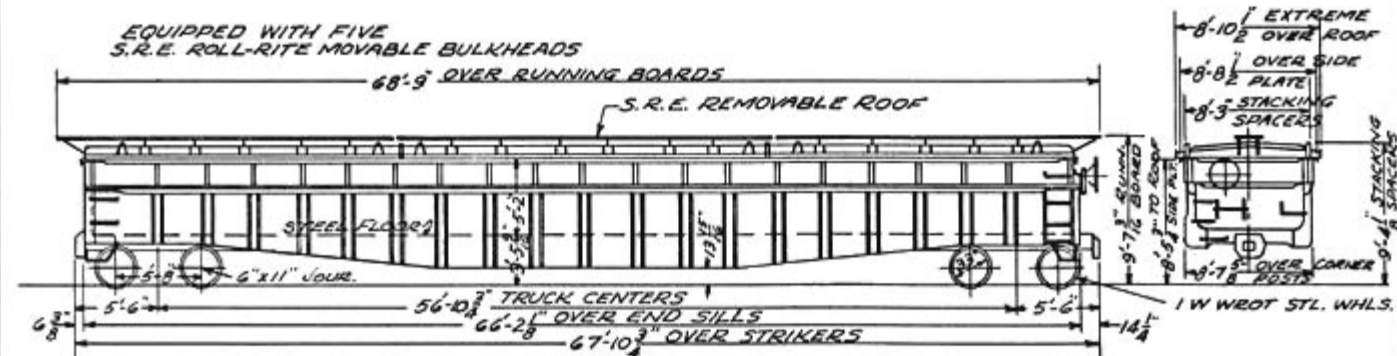
CAPACITY "

140,000 LBS  
 1745 CU. FT.

WEIGHT-BODY  
 TRUCKS 16440  
 TOTAL SEE ABOVE

COVERED GONDOLA CAR, CLASS GBR  
 CONVERTED FROM 9001-9050 SERIES GONDOLA  
 CARS BY WPRR AFE 55-64

CAR Nos. 6061-6062  
 No. OF CARS 2



TRUCKS ASF A-3 RIDE CONTROL  
 HULSON TYPE 202 DRAFT GEAR  
 AAR FRICTION BEARINGS

LENGTH INSIDE 65'-4<sup>3</sup>/<sub>8</sub>"  
 WIDTH " 7'-1"  
 HEIGHT " 5'-2"

CAPACITY " 135000 LBS.  
 " 2413 CU. FT.

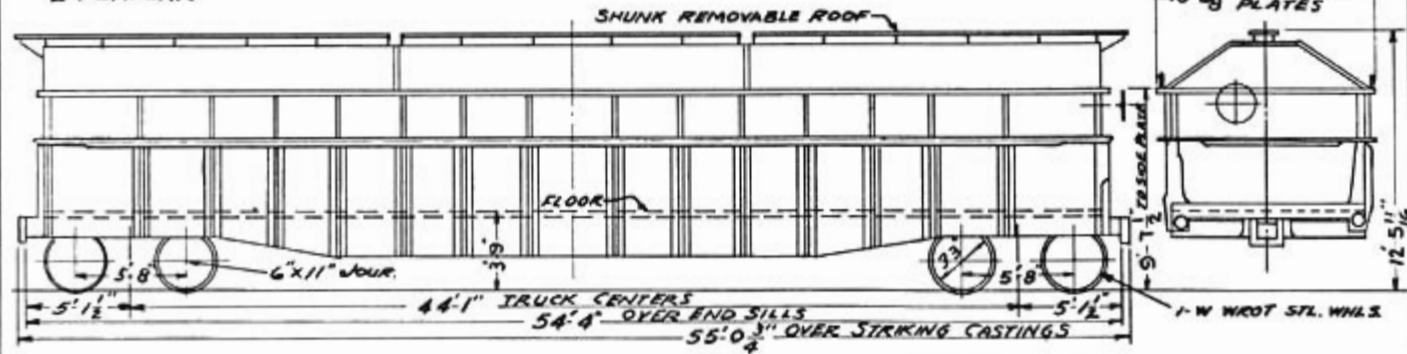
WEIGHT BODY 66760  
 TRUCKS 16440

TOTAL 83200

COVERED GONDOLA CARS CLASS GBR  
 CONVERTED FROM 6501-6600 SERIES GONDOLA CARS  
 BY W.P.R.R. AFE 229-64

CAR NOS 6063-6064  
 NO. OF CARS 2

SHUNK MOVABLE BULKHEADS  
 2-PER. CAR




TRUCKS, NATIONAL TYPE B-1	LENGTH INSIDE	51'-9"	CAPACITY	197000 LBS	WEIGHT-BODY	65560
CARDWELL WESTHSE DRAFT GEAR NYLITE	WIDTH "	8'-8"	"	3672 CU.FT.	TRUCKS	16440
ARR FRICTION BEARINGS	HEIGHT "	8'-2"	"		TOTAL	82000

YCS-2-8-66

SOLID BOTTOM GONDOLA, CLASS GT  
 ACQUIRED FROM ORO DAM CONSTRUCTORS, AFE 173-67  
 BUILT BY MAGOR CAR CORP. SEPT 1963

CAR NOS. 6201-6210  
 NO. OF CARS 10



UNIFRATE BRAKES, ANCHOR BRAKE SHOES

A.S.F. A-3 RIDE CONTROL TRUCKS

DRAFT GEAR AAR APPROVED

TIMKEN AP ROLLER BEARINGS

LENGTH INSIDE	$29'7\frac{1}{4}"$
WIDTH	$8'7\frac{5}{8}"$
HEIGHT	$7'6"$

CAPACITY	21,000 LBS.
"	2,025 CU. FT.
LEVEL FULL	

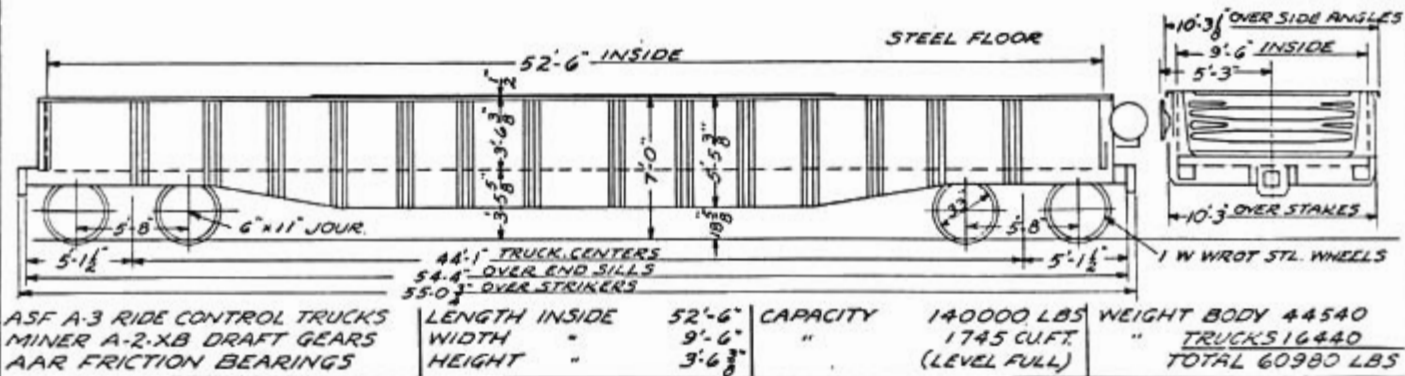
WEIGHT-BODY	30,200
TRUCKS	20,400
TOTAL	50,600

## GONDOLA CARS, CLASS GBS

CAR NOS. 6300-6400

NO. OF CARS 101

EQUIPPED WITH STEEL COIL RACKS, RENUMBERED FROM THE FOLLOWING:  
 6300-6324 FROM 6601-6800 AFE 139-58    6325-6349 FROM 6601-6800 AFE 129-58  
 6350    "    "    "    AFE 183-56    6351-6400    "    "    "    AFE 234-56



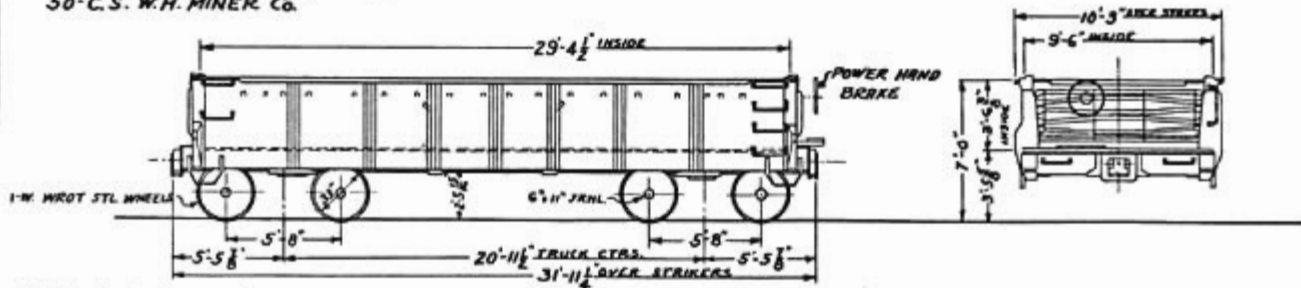
BUILDERS SPEC. O.O. 612  
W.P. SPEC. G-2-1951

GONDOLA, CLASS GBS  
BUILT BY GREENVILLE STEEL CAR Co. SEPT. 1953  
AFE 180-53  
EQUIPPED WITH STEEL COIL RACKS AFE 183-56.

CAR Nos. 6401-6500  
ORIG. No. CARS-100

REVISED:  
3-28-60  
1-24-68

DRAFT RIGGING:  
50-C.S. CARDWELL-WESTINGHOUSE  
50-C.S. W.H. MINER Co.



ABLC AIR BRAKES

ASF A-3 RIDE CONTROL TRUCKS  
R.R. APPROVED DRAFT GEAR  
TIMKEN ROLLER BEARINGS

LENGTH INSIDE	29'-4 1/2"
WIDTH	9'-6"
HEIGHT	3'-6 3/8"

CAPACITY	140,000 LBS.
	985 CU. FT.
	LEVEL FULL

WEIGHT - BODY	30360
TRUCKS	16440
TOTAL	46800 LBS.

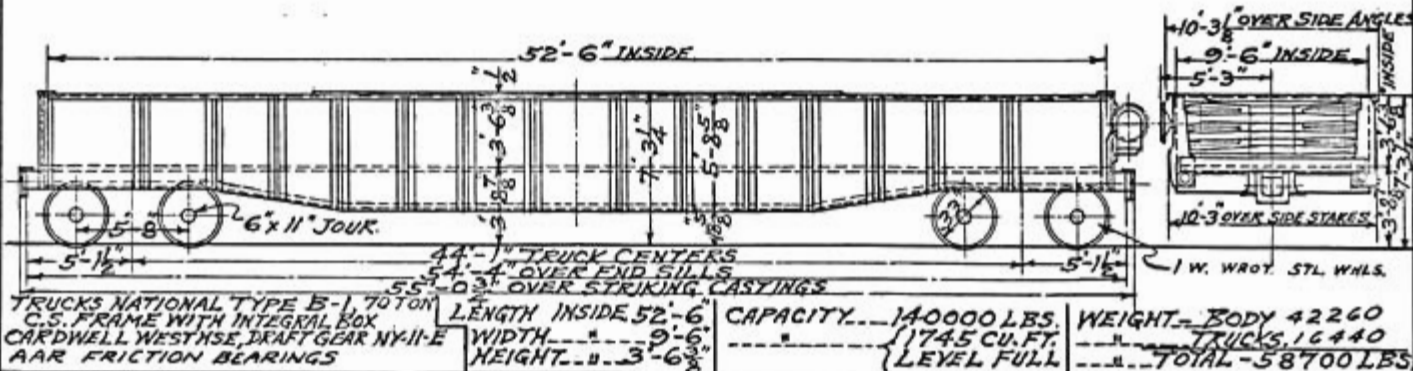


BUILDERS SPECIF. No 10081

DROP END GONDOLA CAR A.A.R. DESIGN, CLGB CAR Nos. 6501-6600  
 BUILT BY MT. VERNON CAR MFG. CO. 1945. (oct.) ORIG. NO. OF CARS 100  
 AFE 150-44

NOTE: STOCKTON CAR DUMPER  
 CANNOT HANDLE THESE CARS.

REVISED:  
 3-30-60



R.X.D. 3-8-46.

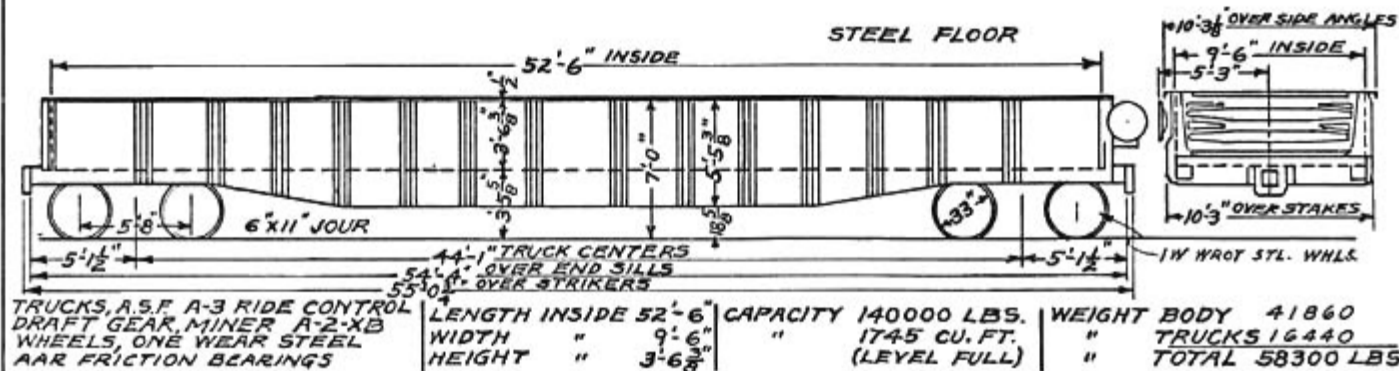
BUILDERS SPEC. NO 0.0.527.

DROP END GONDOLA CAR, CLASS GB  
 BUILT BY GREENVILLE STEEL CAR CO. MAY-JUNE 1949  
 AFE 149-49

CAR NO'S 6601 - 6800  
 ORIG. NO OF CARS 200

NOTE: STOCKTON CAR DUMPER  
 CANNOT HANDLE THESE CARS.

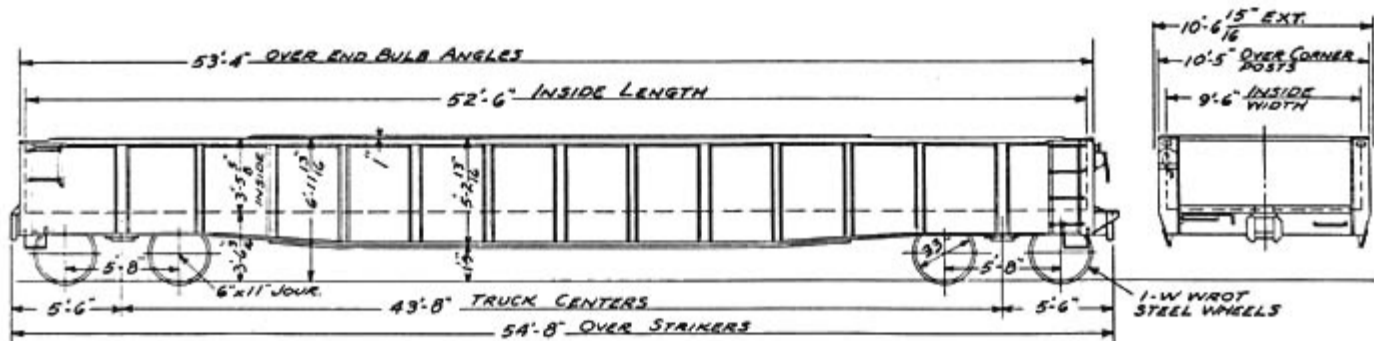
STEEL FLOOR



BUILDERS LOT 5363

DROP END GONDOLA, CLASS GB  
 BUILT BY AMERICAN CAR & FDRY JULY 1959  
 AFE 44-59

CAR NOS. 6801-6825  
 No. OF CARS 25



BARBER S-2-A STABILIZED TRUCKS	LENGTH INSIDE	52'-6"	CAPACITY	140000 LBS	WEIGHT - BODY	39590
MINER A-22-XL DRAFT GEARS	WIDTH "	9'-6"	"	1728 CU.FT.	TRUCKS	16480
KAR-GO BEARINGS	HEIGHT "	3'-5 5/8"			TOTAL	56030 LBS

RWC 3-8-60

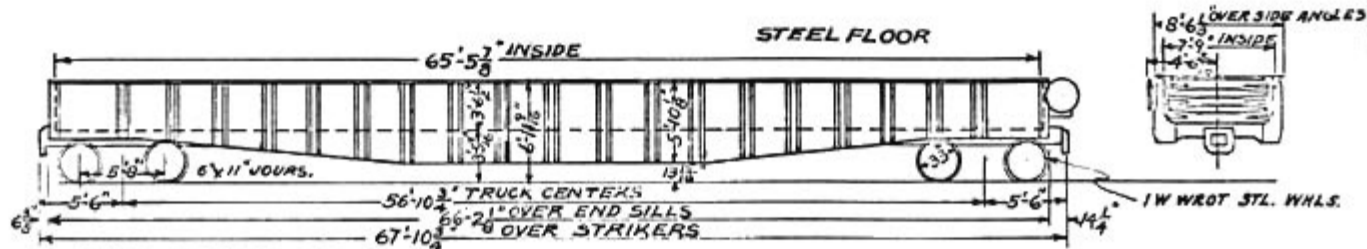
BUILDERS SPECS. NO 0.0.528

DROP END GONDOLA CAR, CLASS GB  
 BUILT BY GREENVILLE STEEL CAR CO. JUNE 1949  
 RFE 149 - 49

CAR NOS 9001 - 9050  
 ORIG. NO OF CARS 50

NOTE: STOCKTON CAR DUMPER  
 CANNOT HANDLE THESE CARS.

REVISED:  
 3-28-60



TRUCKS, A.S.F. A-3 RIDE CONTROL  
 HULSON TYPE 202 DRAFT GEAR  
 WHEELS, ONE WEAR STEEL  
 RAR FRICTION BEARINGS

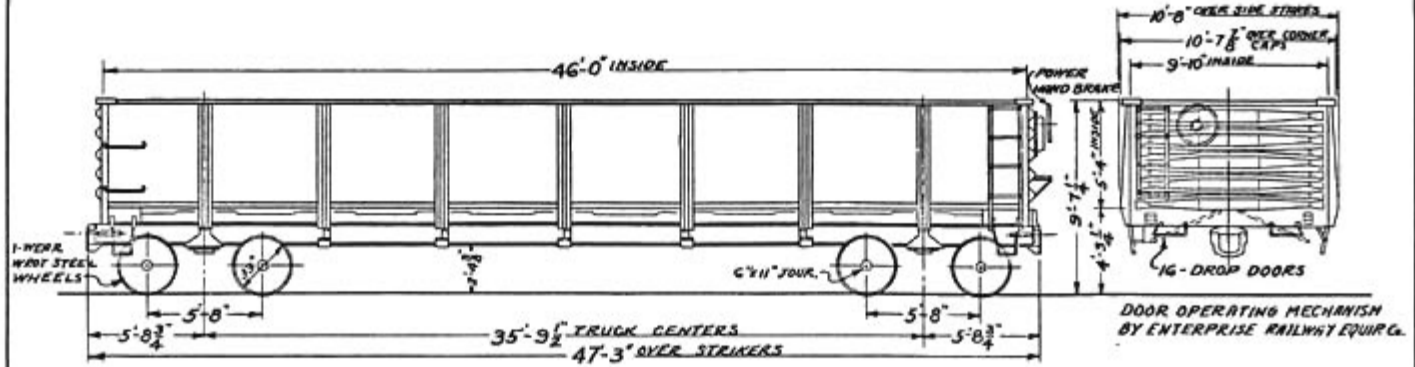
LENGTH INSIDE	65'-6"	CAPACITY	14000 LBS	WEIGHT BODY	43160
WIDTH	7'-9"	"	1777 CU. FT.	" TRUCKS	16440
HEIGHT	3'-6"	"	(LEVEL FULL)	" TOTAL	59600 LBS

BUILDER'S SPEC. No. 2435

DROP BOTTOM GONDOLA, CLASS GS  
 BUILT BY GEN. AMERICAN TRANSPORTATION CORP. DEC. 1953  
 AFE 180-53

CAR Nos. 9101 - 9400  
 ORIG. No. CARS - 300

REVISED:  
 3-28-60



ASF A-3 RIDE CONTROL TRUCKS	LENGTH INSIDE	46'-0"	CAPACITY	140,000 LBS.	WEIGHT - BODY	36460
EDGEWATER B-32-KA DRAFT GEAR	WIDTH	9'-10"	"	2412 CU. FT.	TRUCKS	16440
AAFR FRICTION BEARINGS	HEIGHT	5'-4"	"	LEVEL FULL	TOTAL	52900 LBS.

ROC 8-3-53

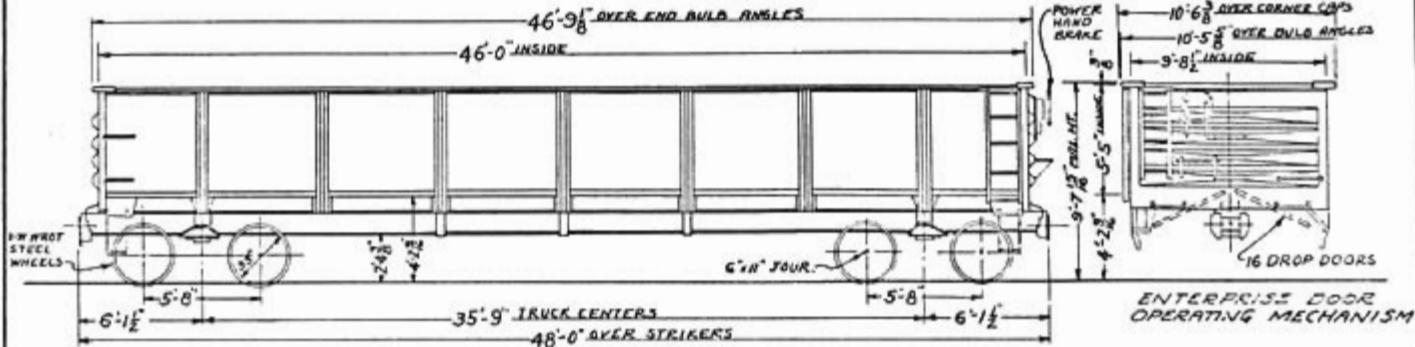
BUILDERS SPEC. No. 8172

DROP BOTTOM GONDOLA, CLASS GS  
 BUILT BY PULLMAN STD. FEB. - MAR. 1954  
 AFE 155-53

CAR NOS. 9401-9700  
 ORIG. No. CARS 300

DRAFT GEAR:  
 100 C.S. CARDWELL-WESTINGHOUSE NY-11-F  
 " " EDGEWATER TYPE B-32-KA  
 " " MINER TYPE A-22-XL

REVISED:  
 3-25-60



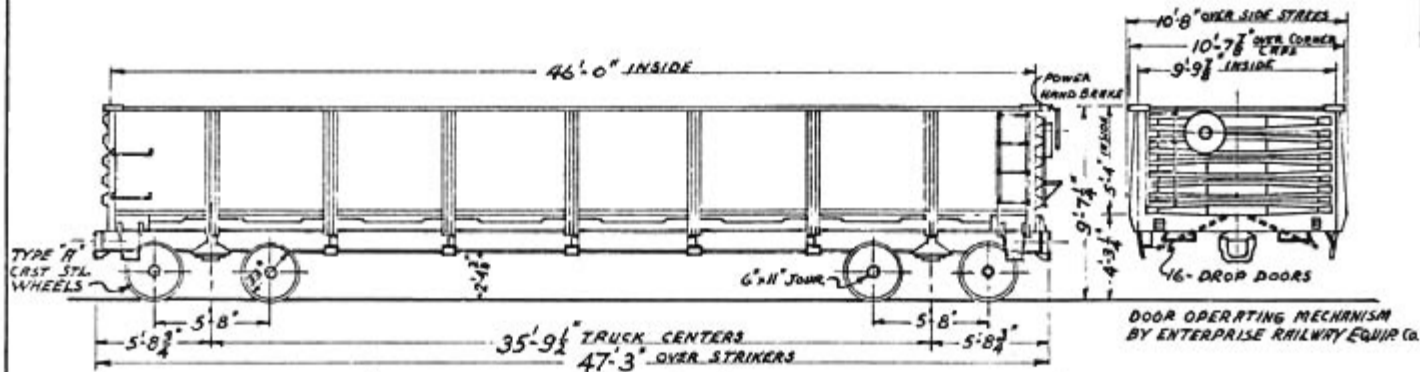
ASF A-3 RIDE CONTROL TRUCKS	LENGTH INSIDE	46'-0"	CAPACITY	140,000 LBS.	WEIGHT - BODY	36795
A.R.R. APPROVED DRAFT GEAR	WIDTH	9'-8 1/2"	"	2412 CU. FT.	TRUCKS	16440
A.R.R. FRICTION BEARINGS	HEIGHT	5'-5"	"	LEVEL FULL	TOTAL	53,235 LBS.

BUILDER'S SPEC. No. 01-5124

DROP BOTTOM GONDOLA, CLASS GS  
 BUILT BY AMERICAN CAR & FDRY. CO. FEB 1958  
 RFE 134-57

CAR Nos. 9701 - 9775  
 ORIG. No. CARS - 75

REVISED:  
 3-28-60



ASF A-3 RIDE CONTROL TRUCKS	LENGTH INSIDE	46'-0"	CAPACITY	140,000 LBS.	WEIGHT - BODY	39860
CARDWELL-WEST NY-II-F DRAFT GEAR	WIDTH	9'-9 1/8"	"	2410 CU. FT.	TRUCKS	16440
AAR FRICTION BEARINGS	HEIGHT	5'-4"	"	LEVEL FULL	TOTAL	56300

NNL 4-21-58