

1951/52 consist - (1) Baggage car; (3) Dome Chair Coaches; (1) Dome-Buffer-Lounge; (1) Diner; (1) 6/5 Sleeper; (2) 10/6 Sleepers; (1) 16Section Sleeper; (1) 10/6 Sleeper; (1) Dome-Observation-Lounge.

With the California Zephyr being WP's star attraction, only the best modern power would suffice. Well on its way to total dieselization by the advent of the CZ, Western Pacific was very familiar with EMD power. With an order placed in August of 1945 for three F3 A+B+B sets, WP spared little in the way of options. Units were received in June of 1947 and placed into passenger service on WP's other passenger routes until the California Zephyr was ready for operations. WP was to place another order with EMD, early in 1950, for two more sets of locomotives, A+B+A sets of FP7/F7B units. These units would be mixed and matched with the earlier F3 units. Vary rarely did an FP7/F7B/FP7 lash up ever occur after initial delivery. WP is the only one of the three participating railroads which had virtually no changes whatsoever to the overall paint scheme on their passenger locomotives from beginning of Zephyr service to end. Lettering style changes were the most notable exception.

It should also be noted that engine lettering styles changed during the life of the locomotive's use on the CZ. Both the F3's and the FP7's arrived from EMD bearing the railroad name in the "Zephyr" (or "EMD Gothic") style lettering. This was later changed by WP to a larger "Clarendon" style lettering.

WP 801 As Delivered...



WP 805 As Delivered...



# Car Roster

## Baggage Car (Budd Plan Number?)

<u>Railroad</u>	<u>Car Name</u>	<u>Car Number</u>
WP	Silver Beaver	801
WP	Silver Stag	802
CB&Q	Silver Bear	903
CB&Q	Silver Buffalo	904
CB&Q	Silver Coyote	905
D&RGW	Silver Antelope	1100

## Dome Chair Car (Budd Plan Number?)

<u>Railroad</u>	<u>Car Name</u>	<u>Car Number</u>
WP	Silver Dollar	811 <sup>1</sup>
WP	Silver Feather	812 <sup>1</sup>
WP	Silver Palace	813 <sup>2</sup>
WP	Silver Sage <sup>2</sup>	814
WP	Silver Schooner	815
WP	Silver Scout	816
WP	Silver Thistle	817
CB&Q	Silver Bridle	4716 <sup>1</sup>
CB&Q	Silver Lodge	4717 <sup>1</sup>
CB&Q	Silver Lariat	4718 <sup>1</sup>
CB&Q	Silver Ranch	4719 <sup>2</sup>
CB&Q	Silver Rifle	4720 <sup>2</sup>
CB&Q	Silver Saddle	4721
CB&Q	Silver Stirrup	4722
D&RGW	Silver Bronco	1105 <sup>1</sup>
D&RGW	Silver Colt	1106 <sup>2</sup>
D&RGW	Silver Mustang	1107 <sup>2</sup>
D&RGW	Silver Pony	1108

<sup>1</sup> Note -- These cars were originally fitted with a forward section reserved for women and children only. They were set off by a swinging door in the corridor under the dome, behind the entrance to the women's restroom door. This practice was later discontinued and the door was removed.

<sup>2</sup> Note -- These cars were configured with a conductors office in the rear right side, all others contained luggage racks in this location.

### **Dome Dormitory-Buffer-Lounge (Budd Plan Number?)**

<u>Railroad</u>	<u>Car Name</u>	<u>Car Number</u>
WP	Silver Chalet	831/CB&Q 252 <sup>1</sup>
WP	Silver Hostel	832
CB&Q	Silver Club	250
CB&Q	Silver Lounge	251
CB&Q	Silver Roundup	252 <sup>1</sup>
D&RGW	Silver Shop	1140

<sup>1</sup> Note -- Silver Chalet ownership was transferred to CB&Q from WP after Silver Roundup was damaged on WP rails. Silver Chalet was then renumbered to CB&Q 252 but retained Silver Chalet name.

### **Dining Car (Budd Plan Number ?)**

<u>Railroad</u>	<u>Car Name</u>	<u>Car Number</u>
WP	Silver Plate	841
WP	Silver Platter	842
CB&Q	Silver Cafe	193
CB&Q	Silver Diner	194
CB&Q	Silver Restaurant	195
D&RGW	Silver Banquet	1115

### **16 Section Sleeper / 48 Seat Chair Car (Budd Plan Number 9507)**

Note: These cars were rebuilt to 48 seat chair cars in 1963-64

<u>Railroad</u>	<u>Car Name</u>	<u>Car Number</u>
WP	Silver Palm	871
WP	Silver Poplar	872
CB&Q	Silver Maple	400 / 4742 <sup>2</sup>
CB&Q	Silver Larch	401 / 4743 <sup>2</sup>
CB&Q	Silver Cedar	403 / 4744 <sup>2,3</sup>
D&RGW	Silver Aspen	1120
D&RGW	Silver Pine	1121

<sup>2</sup>Note -- Cars were renumbered after conversion to chair cars

<sup>3</sup>Note -- This car was added in 1952, built to Budd Plan Number 9532

### **6 Double Bedroom / 5 Compartment Sleeper (Budd Plan Number 9534)**

<u>Railroad</u>	<u>Car Name</u>	<u>Car Number</u>
WP	Silver Crane	851
WP	Silver Swallow	852
CB&Q	Silver Dove	450
CB&Q	Silver Quail	451
CB&Q	Silver Thrush	452
D&RGW	Silver Gull	1135

### **10 Roomette / 6 Double Bedroom Sleeper (Budd Plan Number 9509)**

<u>Railroad</u>	<u>Car Name</u>	<u>Car Number</u>
WP	Silver Arroyo	861
WP	Silver Canyon	862
WP	Silver Mountain	863
WP	Silver Palisade	864
WP	Silver Range	865
WP	Silver Bay	866
WP	Silver Surf	867
CB&Q	Silver Point	423
CB&Q	Silver Shore	424
CB&Q	Silver Butte	425
CB&Q	Silver Cliff	426
CB&Q	Silver Falls	427
CB&Q	Silver Valley	428
CB&Q	Silver Crag	429 <sup>4</sup>
CB&Q	Silver Chasm	430 <sup>4</sup>
D&RGW	Silver Pass	1130
D&RGW	Silver Summit	1131
D&RGW	Silver Gorge	1132
D&RGW	Silver Creek	1133
D&RGW	Silver Glacier	1134
PRR	Silver Rapids	8449 <sup>5</sup>

<sup>4</sup>Note -- These cars were added in 1952, built to Budd Plan Number 9531

<sup>5</sup>Note -- This was PRR's contribution for through-car service to New York City, built to Budd Plan Number 9520

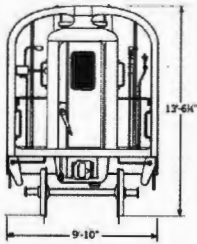
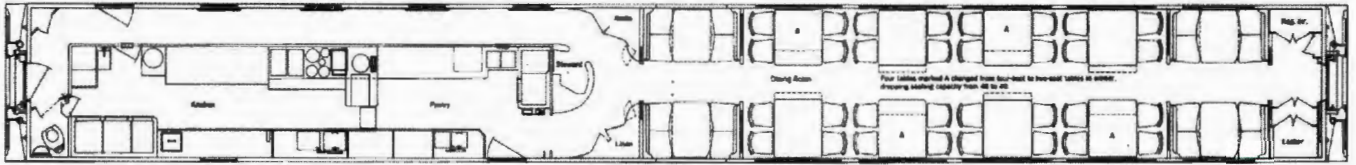
### **Dome Buffet-Lounge-Observation (Budd Plan Number 9511)**

<u>Railroad</u>	<u>Car Name</u>	<u>Car Number</u>
WP	Silver Crescent	881
WP	Silver Planet	882
CB&Q	Silver Horizon	375
CB&Q	Silver Penthouse	376
CB&Q	Silver Solarium	377
CB&Q	Silver Lookout	378 <sup>6</sup>
D&RGW	Silver Sky	1145

<sup>6</sup>Note -- This car was added in 1952, built to Budd Plan Number 9533

### **c. 1952 Dinning Car**






# California Zephyr

## 48 Seat Diner

Plans not to scale



From Plans originally drawn by Julian Cavalier  
 Used by permission  
 copyright Carstens Publications Inc. 1973,1999

# Dome\_Lounge\_Observation (Tail Car)

