

COVID-19 Updates

We have extensive safety measures in place to ensure that we have a safe and healthy environment for our visitors, volunteers and staff. The measures include frequent cleaning of high-touch areas, sanitizing stations, Plexiglass shields. We encourage physical distancing, timed ticketing, and reduced capacity. All visitors, volunteers and staff are required to wear masks at all times while inside the building and while queuing outside the museum. Please review our guidelines below to find out more about what to expect while you are at our the museum.

Guidelines for Your Visit



Stay Home if You're Sick

If you are showing [COVID-19 symptoms](#), please stay home. This is critical to the health and safety of our volunteers, staff and communities.

Pre-screening questions include:

Within the past 10 days, have you been diagnosed with, or tested positive for, COVID-19?

Have you had close contact or live in the same household with someone who in the past 14 days has been in isolation for, or tested positive for, COVID-19?

Have you had any of the following in the last 24 hours?

A cough, shortness of breath, or difficulty breathing

A fever of 100.4° or higher

Chills, fatigue, or muscle and body aches


Headache or a sore throat

A persistent runny nose

Diarrhea

A sudden loss of taste or smell


By entering the building, you acknowledge that you have reviewed and answered “no” to all these questions.



Wear Your Face Mask

Masks are mandatory for guests age 2 and above at all times in the museum and while in any line outside the museum.

Masks are asked to be worn when outside close to other visitors, volunteers and staff.




Stay Six Feet Apart

Kindly observe a minimum of six feet of social distance between you and other visitors, volunteers and staff during your visit.



Keep Your Hands Clean

All bathrooms and sinks are open and prepared for increased handwashing. For ease of access, hand sanitizer has been placed throughout the museum.



Go with the Flow

Please follow directional signage and instructions of museum, volunteers and staff while inside the museum. All visitors will be directed to enter through the Main Entrance and into the museum store for ticketing, exiting through the museum store into the museum shop and then out into the outdoors of the museum. Once you have entered the museum, you are welcome to stay as long as you would like.

*The museums reserve the right to deny entry, refuse service to, or revoke the admission of any visitor who does not comply with these safety guidelines.

Closed Areas:

Some museum areas and equipment are closed. If there is a piece of equipment you wish to visit, please inquire if there is volunteers or staff available to open the equipment for you.

Several signs will be posted to indicate closed areas. Please respect these closed areas for your safety.